

GLOBAL JOURNAL OF ADVANCED ENGINEERING TECHNOLOGIES AND SCIENCES**RANKING OF GENERALIZED FUZZY NUMBERS BASE ON LEFT-RIGHT AREAS AND CENTROIDS****Ming-Hung Shu¹, Dinh-Chien Dang^{1,*}, Thanh-Lam Nguyen², Bi-Min Hsu³, Ky-Quang Pham⁴**¹Department of Industrial Engineering and Management, National Kaohsiung University of Applied Sciences, Kaohsiung 80778, Taiwan²Office of Scientific Research, Lac Hong University, Dong Nai, Vietnam³Department of Industrial Engineering and Management, Cheng Shiu University, Kaohsiung 83347, Taiwan⁴Office of Science and Technology, Vietnam Maritime University, Hai Phong, Vietnam**ABSTRACT**

Fuzzy set theory, extensively applied in several fields, has been recognized as a powerful tool in dealing with the knowledge of imprecision due to its ability in representing uncertainty and vagueness mathematically. In fuzzy data analysis, searching for a general measure that can effectively and efficiently rank fuzzy numbers for critical information revelation and decision-making has well attracted the special attention of numerous scholars. Several approaches have been proposed up to date; however, their certain shortcomings spare capacity for enhancement. In this paper, an innovative ranking index incorporating three key components such as left-right areas, expectation value of centroid, and level of optimism is proposed. Through numerically comparative studies thorough with current major ranking methods, our approach demonstrates a significant improvement in terms of ranking robustness and discrimination power.

KEYWORDS: Fuzzy ranking method, Left and right areas, Expectation value of centroid, Optimism level, Fuzzy number.

INTRODUCTION

Fuzzy set theory has been recognized as a powerful tool in dealing with the knowledge of imprecision due to its special ability in representing uncertainty and vagueness mathematically [1,2]; thus, it has been successfully employed in several fields in practice. In the area of fuzzy decision-making and data analysis, how to effectively and efficiently rank fuzzy numbers has been attracting special attention of many scholars because ranking fuzzy numbers plays a vital role in providing prerequisite procedures for decision makers [2-4]. Therefore, over the last few decades, more than forty ranking methods have been proposed as in [5,6].

However, an issue of inconsistency among different methods, meaning that different ranking methods often result in disparate ranking orders, is still an open topic [6]. It was found that some methods can only be used in some circumstances which require the membership functions have certain properties, for example, normalized, convex, triangular, trapezoidal, etc., [7]. Also, certain methods have unsatisfactory discrimination ability, or lead to counterintuitive orderings, and sometimes even fail to rank special cases of fuzzy numbers correctly [5,8]. To overcome these shortcomings, this paper therefore proposes a novel index whose ranking discriminatory power is magnified by incorporating centroids of fuzzy numbers into their left and right integral areas. We also take the optimism level into consideration to provide certain flexibility in the decision-making procedure. By investigating some numerical examples used in previously published researches, we compare the ranking results obtained from our proposed method and some existing ones to illustrate our superiority in the ranking robustness and discrimination power.

OUR PROPOSED RANKING METHOD

In this section, we first introduce two fundamental definitions about Left-Right areas and expectation value of centroid before proposing our ranking index. First, let's consider n fuzzy numbers $A_i = (a_i, b_i, c_i, d_i; w_i^i)$ ($i = \overline{1, n}$); $a_{min} = \min\{a_1, a_2, \dots, a_n\}$; $d_{max} = \max\{d_1, d_2, \dots, d_n\}$

1. Definition 1 (Left-Right areas): The left area of fuzzy number A_i , denoted by $S_{A_i}^L$, from the a_{min} to $g_{A_i}^L(y)$, the inverse function of the left membership function $\xi_{A_i}^L(x)$ is defined by:

$S_{A_i}^L = \int_0^{w_i} [g_{A_i}^L(y) - a_{min}] dy$. and, similarly, its right area, denoted by $S_{A_i}^R$, from $g_{A_i}^R(y)$, the inverse function of the right membership function $\xi_{A_i}^R(x)$, to d_{max} is defined by:

$S_{A_i}^R = \int_0^{w_i} [d_{max} - g_{A_i}^R(y)] dy$. $S_{A_i}^L$ and $S_{A_i}^R$ are visually plotted in Figure 1 [1,9,10].

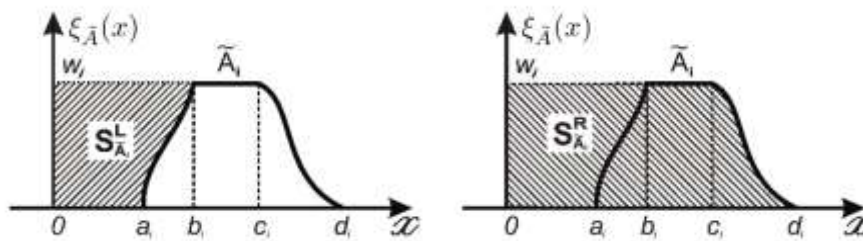


Figure 1: Left and Right areas of fuzzy number A_i

2. Definition 2(Expectation value of centroid): An expectation value of centroid of A_i , denoted by EC_i , is defined as [1,2,11] : $EC_i = \int_{a_i}^{d_i} x \xi_{A_i}(x) dx / \int_{a_i}^{d_i} \xi_{A_i}(x) dx$.

This paper also incorporates decision-maker's attitude towards risk into a solid ranking index to provide critical flexibility and participation of the decision-maker. The attitude used in this paper is denoted by λ , called ‘‘optimism level’’; and $\lambda \in [0,1]$ where 0 indicates ‘‘pessimistic attitude’’, 1 indicates ‘‘optimistic attitude’’, and 0.5 indicates ‘‘neutral attitude’’.

Basing on the $S_{A_i}^L, S_{A_i}^R, EC_i$ and λ defined above, our proposed ranking index for i^{th} number, denoted by $LRAC_i$ is defined as $LRAC_i = [\lambda S_{A_i}^R + (1 - \lambda)S_{A_i}^L]EC_i$.

Two fuzzy numbers A_i and A_j are then ranked based on the following rules.

- [1] $A_i > A_j$ if and only if $LRAC_i > LRAC_j$.
- [2] $A_i < A_j$ if and only if $LRAC_i < LRAC_j$.
- [3] $A_i \approx A_j$ if and only if $LRAC_i = LRAC_j$.

Notably, the expectation value of centroid EC_i used in $LRAC$ index magnifies its ranking discriminatory power, which becomes more efficient than the most recent method proposed by Yu & Dat [10] as illustrated in the following examples.

COMPARATIVE EXAMPLES

1. Example 1: Consider two L-R fuzzy numbers in Fig. 2, $A_1 = (6,6,1,1)_{LR}$, and $A_3 = (6,6,0,1)_{LR}$, taken from [4]. Their ranking results obtained from our proposed approach are shown in Table 1 from which we can firmly conclude that $A_1 < A_2 < A_3$ regardless of optimism levels of decision-makers ($\forall \lambda \in [0,1]$).

Table 1. Ranking results at different optimism levels in Example 1.

λ	$LRAC_{A_1}$	$LRAC_{A_2}$	$LRAC_{A_3}$	λ	$LRAC_{A_1}$	$LRAC_{A_2}$	$LRAC_{A_3}$
0.0	3.00	5.98	6.33	0.6	3.00	4.28	4.43
0.1	3.00	5.70	6.01	0.7	3.00	4.00	4.11
0.2	3.00	5.41	5.70	0.8	3.00	3.71	3.80
0.3	3.00	5.13	5.38	0.9	3.00	3.43	3.48
0.4	3.00	4.85	5.06	1.0	3.00	3.15	3.16

Our finding is similar to that in [4,12-14] and especially, consistent with that of Yu et al. [1] in ranking both of the fuzzy numbers and their corresponding images; whereas, Chu & Tsao [11] ranked $A_1 < A_2 < A_3$ and Cheng [15]’s method resulted in $A_1 > A_2 > A_3$, which were declared unreasonable and inconsistent with human intuition [4,12]. Moreover, Yu & Dat [10]’s method fails to provide sufficient discrimination for an optimistic decision maker. Thus, our approach provides a better discrimination power. Besides, in the next example, Example 2, our approach also outperforms that of Yu & Dat [10] in term of efficiency.

2. **Example 2:** Analyze two normal triangular fuzzy numbers and $A_1 = (1,4,5)$ taken from Yu & Dat [10] as shown in Figure 3.

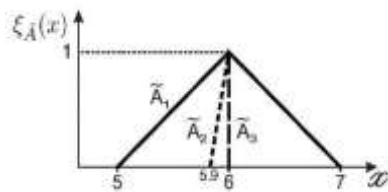


Figure 2: Fuzzy numbers in Example 1

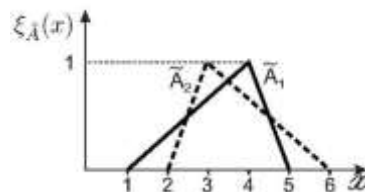


Figure 3: Fuzzy numbers in Example 2

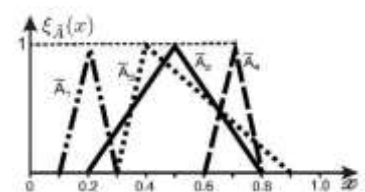


Figure 4: Fuzzy numbers in Example 3

Their LRAC values are respectively found as $LRAC_{A_1} = 5.00$ and $LRAC_{A_2} = 5.50 \forall \lambda \in [0,1]$, meaning that $A_1 < A_2$ regardless of optimism levels. It can be noted that the ranking result is consistent with that of Yu & Dat [10] whose approach, however, needs extra effort in identifying median values (Me) before the two fuzzy numbers can be ranked. As a matter of fact, the procedure to obtain Me is somewhat complicated as demonstrated by [16-17], and among others. Thus, our approach is more efficient.

3. **Example 3:** Consider four normal fuzzy numbers $A_1 = (0.1,0.2,0.3)$, $A_2 = (0.2,0.5,0.8)$, $A_3 = (0.3,0.4,0.9)$, and $A_4 = (0.6,0.7,0.8)$ in Figure 4. With these numbers, Fortemps & Roubens [18] failed to rank A_2 and A_3 , whereas Liou & Wang [19] and Chen & Lu [20] failed to discriminate A_1, A_4 and A_2, A_3 . Rao & Shankar [7]'s approach resulted in $A_1 < A_3 < A_2 < A_4$; nonetheless, their result of $A_2 > A_3$ is counter-intuitive compared to the discussion in our Example2. With our proposed index, $LRAC_{A_2} = 0.125$; $LRAC_{A_3} = 0.133$; and the four numbers are effectively ranked in Table 2, indicating that our proposed ranking approach can provide better discrimination power and eliminate the counter intuition.

Table 2. Ranking results at different optimism levels in Example 3.

λ	$LRAC_{A_1}$	$LRAC_{A_4}$	Ranking result	λ	$LRAC_{A_1}$	$LRAC_{A_4}$	Ranking result
0.0	0.010	0.385	$A_1 < A_2 < A_3 < A_4$	0.6	0.082	0.217	$A_1 < A_2 < A_3 < A_4$
0.1	0.022	0.357	$A_1 < A_2 < A_3 < A_4$	0.7	0.094	0.189	$A_1 < A_2 < A_3 < A_4$
0.2	0.034	0.329	$A_1 < A_2 < A_3 < A_4$	0.8	0.106	0.161	$A_1 < A_2 < A_3 < A_4$
0.3	0.046	0.301	$A_1 < A_2 < A_3 < A_4$	0.9	0.118	0.133	$A_1 < A_2 < A_3 \approx A_4$
0.4	0.058	0.273	$A_1 < A_2 < A_3 < A_4$	1.0	0.130	0.105	$A_4 < A_2 < A_1 < A_3$

CONCLUSION

In fuzzy data analysis and decision-making, a good ranking method provides critical information to make good decisions. Though several approaches have been proposed so far, none of them is widely accepted because each has certain shortcomings to be remedied. In this paper, we proposed an innovative approach by incorporating three critical components: left-right areas, expectation value of centroid, and optimism level, into our ranking index. The integration of the expectation value of centroid grants the special discrimination power of our method. With a comparative study between our proposed approach and some existing prominent ranking methods in four numerical cases, the outstanding performance of our method in ranking generalized fuzzy numbers is affirmed.

REFERENCES

- [1] V.F. Yu, H.T.X. Chi, and C.W. Shen, Ranking fuzzy numbers based on epsilon-deviation degree, *Applied Soft Computing*, 13 (2013), 3621-3627.
- [2] P. Singh, A new approach for the ranking of fuzzy sets with different heights, *Journal of Applied Research and Technology*, 10 (2012), 941-949.
- [3] M.H. Shu, T.L. Nguyen, and B.M. Hsu, Fuzzy MaxGWMA chart for identifying abnormal variations of on-line manufacturing processes with imprecise information, *Expert Systems with Applications*, 41 (2014), 1342-1356.

- [4] Y.M. Wang and Y. Luo, Area ranking of fuzzy numbers based on positive and negative ideal points, *Computers & Mathematics with Applications*, 58 (2009), 1769-1779.
- [5] P.P.B. Rao and N.R. Shankar, Ranking fuzzy numbers with a distance method using circumcenter of centroids and an index of modality, *Advances in Fuzzy Systems* (2011), doi: 10.1155/2011/178308.
- [6] X. Wang and E.E. Kerre, Reasonable properties for ordering of fuzzy quantities (I), *Fuzzy Sets and Systems*, 118 (2001), 375-385
- [7] A.M. Nejad and M. Mashinchi, Ranking fuzzy numbers based on the areas on the left and right sides of fuzzy number, *Computer and Mathematics with Applications*, 61 (2011), 431-442.
- [8] C.B. Chen and C.M. Klein, An efficient approach to solving fuzzy MADM problems, *Fuzzy Sets and Systems*, 88 (1997), 51-67.
- [9] V.F. Yu, H.T.X. Chi, L.Q. Dat, P.N.K. Phuc, and C.W. Shen, Ranking generalized fuzzy numbers in fuzzy decision making based on left and right transfer coefficients and areas, *Applied Mathematical Modelling*, 37 (2013), 8106-8117.
- [10] V.F. Yu and L.Q. Dat, An improved ranking method for fuzzy numbers with integral values. *Applied Soft Computing*, 14 (2014), 603-608.
- [11] T.C. Chu and C.T. Tsao, Ranking fuzzy numbers with an area between the centroid point and original point, *Computers & Mathematics with Applications*, 43 (2002), 111-117.
- [12] Z.X. Wang, Y.J. Liu, Z.P. Fan, and B. Feng, Ranking L-R fuzzy number based on deviation degree, *Information Sciences*, 179 (2009), 2070-2077.
- [13] S. Abbasbandy and B. Asady, Ranking of fuzzy numbers by sign distance, *Information Sciences*, 176 (2006), 2405-2416.
- [14] S.H. Chen, Ranking fuzzy numbers with maximizing set and minimizing set, *Fuzzy Sets and Systems*, 17 (1985), 113-129.
- [15] C.H. Cheng, A new approach for ranking fuzzy numbers by distance method, *Fuzzy Sets and Systems*, 95(1998), 307-317.
- [16] R. Saneifard and R. Saneifard, The median value of fuzzy numbers and its applications in decisionmaking, *Journal of Fuzzy Set Valued Analysis* (2012), doi: 10.5899/2012/jfsva-00051.
- [17] M. Yamashiro, The median for a L-R fuzzy number, *Microelectronics Reliability*, 35 (1995), 269-271.
- [18] D. Fortemps and M. Roubens, Ranking and defuzzification methods based on area compensation, *Fuzzy Sets and Systems*, 82 (1996), 319-330.
- [19] T.S. Liou and M.J.J. Wang, Ranking fuzzy numbers with integral value, *Fuzzy Sets and Systems*, 50 (1992), 247-255.
- [20] L.H. Chen and H.W. Lu, An approximate approach for ranking fuzzy numbers based on left and right dominance, *Computers and Mathematics with Applications*, 41 (2001), 1589-1602.