

GLOBAL JOURNAL OF ADVANCED ENGINEERING TECHNOLOGIES AND SCIENCES

EXPERIMENTAL INVESTIGATION OF HARDNESS AND WEAR CHARACTERISTICS OF ZrSiO₄ AND GRAPHITE REINFORCED HYBRID ALUMINIUM MMC

Ramesha V^{*1}, Prasad T B², Vighnesha Nayak³ & Neelakantha V L⁴

^{*1,4}Department of Mechanical Engineering, Mangalore Institute of Technology & Engineering, Moodbidri, D.K, Karnataka, India – 574225

³Department of Mechanical Engineering, A J Institute of Engineering & Technology Mangaluru, D.K, Karnataka, India - 575006

²Department of Mechanical Engineering, Shree Siddhartha Institute of Technology, Tumkur D.K, Karnataka, India – 572104

DOI: 10.5281/zenodo.1412991

ABSTRACT

Aluminum metal matrix composites (MMC) are finding applications in aerospace, automobile and general engineering industries owing to their favorable microstructure and improved mechanical behavior. Aluminium alloy Al-17Si with Zirconium Silicate (ZrSiO₄) and graphite (Gr) composites were obtained by stir casting technique. Four different weight percent (3, 6, 9 & 12) of ZrSiO₄ reinforcement materials were added to the base alloy in the first stage of experiment. During second stage of experiment hybrid aluminum MMC are obtained by adding different percentage of ZrSiO₄ and 2% of Gr as reinforcement. The specimens were prepared as per ASTM standards and tested. Hardness and wear properties of the composite showed an improvement as compared to the alloy without ZrSiO₄ additions. The present paper highlights the salient features of casting technique and characterization of aluminum alloy Al-17Si with ZrSiO₄ and Gr as a reinforcement material.

KEYWORDS: MMC, Gr, Zirconium Silicate, Aluminum alloy.

INTRODUCTION

Aluminium alloys is an important material for tribological applications due to its low density, good capability to be strengthened by precipitation, good corrosion resistance and high thermal and electrical conductivity improved are usually reinforced by Al₂O₃, SiC, C, SiO₂, B, BN, B₄C. Therefore, the investigation of tribological behavior of aluminum based materials is becoming increasingly important. Aluminum is the most popular matrix for the metal matrix composites [1]. Aluminium matrix composites (AMCs) are becoming better substitutes for the conventional aluminium alloys because of characteristics like improved strength to weight ratio, energy savings, better wear resistance etc [2]. AMCs with silicon carbide particles will increase mechanical strength and wear resistance when compared to conventional alloys [3]. SiC particulates were mostly used for reinforcing the various aluminium alloys. The tensile and flexural strength improved up to 10 wt.% of SiCp, beyond which the strength decreased due to agglomeration of SiCp particulates [4]. Aluminium metal matrix (AMC) composites with multiple reinforcements are found to be most suitable for various applications because of better properties hence graphite was added along with zirconium silicate as a reinforcement [5]. AMCs reinforced with graphite particles shows enhanced wear characteristics because of formation of thin layer of graphite particles, which reduces the contact between metal to metal at higher speeds [6]. Hence graphite was chosen as a secondary reinforced material. Garcia et al. [7] have observed Al6061-SiC composites decreases the specific wear rate with increase in the volume fraction and size of reinforcement. Das et al. [8] have deliberated on formation of mechanically mixed layer (MML) consisting of debris and smeared and fragmented SiC particles. SiC needles in MML and in the subsurface region are fragmented into finer particles thus demonstrating the occurrence of surface damage during wear of LM13-SiC composites. Sahinet al.[9] observed with addition of SiC 10% increase in the wear resistance and stable value between 10-55% for Al-SiC composites produced by vacuum infiltration. Krishnamoorthy et al.[10] concluded that addition of SiC particles will improve the hardness which makes the machining difficult for AMCs. Shin et al.[11] studied the strength of Al-6061 alloy reinforced with SiC depends on temperature. The beneficial effect on strength was till temperature of 200°C, beyond which there is no effect on strength. Sahin found from the worn surface that the small sizes of particles of SiC composites exhibits more wear as compared to large particle size of reinforcement. Bansal and Saini [12] investigated the mechanical wear properties of SiC/Graphite reinforced aluminum metal matrix composites. From their results it can be seen that wear resistance of aluminum alloy

increased with reinforcement of silicon carbide/graphite material at higher loading, sliding distance and sliding velocities conditions.

It has been found the literature review that number of research carried out to improve the mechanical properties of aluminum alloys reinforced with different materials. But research related hybrid MMC as a reinforcement is found to scanty. In this present investigation zirconium silicate and graphite taken as reinforced material to the Al17Si matrix to study the wear and hardness properties.

MATERIALS AND METHODOLOGY

Matrix Material

The material selected as matrix for preparing the composites was commercially available scrap automotive piston whose chemical composition was determined using spectrometer. The chemical composition of scrap piston alloy is given in the Table 1.

Aluminium-silicon alloy is selected as the matrix material owing to its superior properties such as its high fluidity, ductility, malleability, thermal and electrical conductivities and ease of machining. It has proved its usefulness in automotive applications. The important properties of aluminium-Silicon alloy are listed in Table 2.

Table 1 Chemical composition of Al-Si-alloy (Scrap piston alloy) Silicon alloy

Sl. No.	Element	Composition Wt %
1	Si	17.450
2	Cu	0.880
3	Fe	0.430
4	Mn	0.035
5	Mg	0.723
6	Zn	0.020
7	Ti	0.015
8	Aluminium	80.481

Table 2 Properties of Aluminium-Silicon-alloy (www.encyclopedia.com)

Property	Value
Color	Silver white
Crystallographic Structure	FCC
Density	2.7g/cm ³
Volume change on solidification	4 %
Melting point	660°C
Specific Heat	385 J
Latent heat of fusion	205 J / g
Thermal Conductivity(0 – 1000°C)	399 W/mK
Electrical Conductivity	100-103 IACS
Electrical Resistivity	0.01673 mm ² /m
Hardness	90 VHN
Tensile Strength	115-145

Reinforcement

Particulate Reinforcement.

Zirconium Silicate (ZrSiO₄) of 10-30µm size laboratory grade was used as particulate reinforcements. Properties of ZrSiO₄ is shown in table 3. Graphite is taken as secondary reinforcement with zirconium silicate in the metal matrix composite. Graphite properties are shown in table 4.

Melting Furnace

Fig. 1 shows the Electrical resistance furnace used for preparing the composites. The specifications of the furnace are given below:

Crucible capacity : 6kgs.
Max Temperature : 900 °C
Power : 7.5 KW, 3 phase, 420V.

Table 3 Properties of Zirconium Silicate

Product Name : - ZIRCONIUM SILICATE EXTRA PURE			
Mol. Formula : - ZrSiO ₄			
Mol. Weight : - 183.30			
Sl. no.	Tests	Specifications	Results
1	Description	Off white powder	Off white powder
2	ZrO ₂ (+HfO ₂)	Min. 64.0%	64.11%
3	SiO ₂	Max. 0.40%	0.32%
4	Fe ₂ O ₃	Max.0.13%	0.12%
5	TiO ₂	0.08 – 0.13%	0.11%
6	Mesh size	Min. 96% passing through 325 mesh	Complies

Table 4 Properties of Graphite

Sl. No.	Property	Value
1	Bulk Density	1.3-1.95 g/cc
2	Porosity	0.7-53%
3	Modulus of Elasticity	8-15 GPa
4	Compressive Strength	20-200 MPa
5	Coefficient of Thermal Expansion	1.2-8.2x10 ⁻⁶ °C
6	Thermal Conductivity	25-470 W/m ⁰ K
7	Specific Heat Capacity	710-8130 J/m ⁰ K
8	Electrical Resistivity	5x10 ⁻⁶ – 30x10 ⁻⁶ Ωm

**Figure 1. Electrical Resistance Furnace****Mould Details**

The mould used for producing the castings are permanent type made of cast iron as shown in Fig. 2. The overall dimension of the mould is 450 mm x 300 mm.



Figure 2. Cast Iron Mould

Composite Preparation

A batch of 3 kg of commercially available scrap pistons were melted in an electrical resistance furnace. The molten metal was degassed using commercially available hexachloro ethane tablets. The molten metal was agitated by use of mechanical stirrer rotating at a speed of 75–100 rpm to create a fine vortex. Preheated dispersoids (preheated to 500 °C for 2 hours) were added slowly into the vortex while continuing the stirring process. The stirring time adopted was 5-7 minutes. The composite melt maintained at a temperature of 780°C was then poured into a metallic mould as shown in Fig 2. Dispersion of Zirconium Silicate was varied from 3 to 12 vol% to prepared composite.



Figure 3. Casted composites of different percentages of Zirconium

Preparation of Samples

Samples were prepared from solidified cast composite whose photograph is shown in Fig 3. Specimens for hardness, sliding wear and microstructure were machined to required dimensions from the cast composite. The photographs of the prepared samples for different tests are shown in Fig 4.



Figure 4. Hardness, Microstructure and Wear Testing Specimens

Friction and Wear Test

The friction and wear behavior of cast Al-17Si-alloy (scrap piston) and the developed composites before and after heat-treatment were evaluated at room temperature using a computerized pin-on-disk wear test rig whose photograph is shown in Fig. 5.

The sample pins were of diameter 8mm and height 30mm. The load was varied from 20N to 50N in steps of 10N, while the sliding velocity was varied from 0.42m/s to 2.09m/s. A hardened steel disc of 60 HRC was used as the counter disc. The frictional force was measured using load cell of accuracy 0.1N while the wear loss was measured in terms of height loss as indicated by LVDT of accuracy 1 μ m. The wear rates were calculated from the height loss data in terms of volumetric wear loss per unit-slid distance. The coefficient of friction was calculated using the frictional force data.



Figure 5. Pin-on-disk Wear test rig.

RESULTS AND DISCUSSION

In this section Al17Si reinforced with Zirconium silicate (3%, 6%, 9% and 12% by weight) composites are taken to study the wear and hardness properties in the first stage of experiment. In the second stage of experiment 2% graphite is added as secondary reinforcement material to the Al17Si with ZrSiO₄ as a primary reinforcement.

Description of Reinforcement	Composition
A0	Al17Si
A1	Al17Si + 3% ZrSiO ₄
A2	Al17Si + 6% ZrSiO ₄
A3	Al17Si + 9% ZrSiO ₄
A4	Al17Si + 12% ZrSiO ₄

Effect of wear rate

Figure 6 shows the effect of wear rate for different compositions of zirconium silicate and 2% graphite at 200 rpm for different load conditions. From the wear rate result it can be found that as the load increases the wear rate also increases linearly for all compositions of composites. This is because the fact that at higher loads there is a tendency for large plastic deformation which promotes the extent of wear debris formation leading to higher wear rates. The wear mechanism alters from mild to severe delaminating mode at higher loads. As the percentage of zirconium silicate increases it can be seen that wear rate is decreases. This resistance to wear is catered by harder zircon sand particle reinforced in the softer Al–Si alloy matrix offering more obstacles for the dislocations to propagate through the matrix. Hence decreases in wear rate are observed for the zirconium silicate reinforcement.

From the result it can be observed that addition of 2% graphite to A0 matrix results in decreased wear rate. This is because addition of graphite to the base matrix will form a tribo layer between particulates which will reduces the metal contact hence decrease in the wear rate was observed. But addition of 2% graphite to the zirconium silicate hybrid AMC will increases the wear rate. This is because higher percentage of reinforcement will lead into the higher hardness hence wear rate will increases for the hybrid AMC [6].

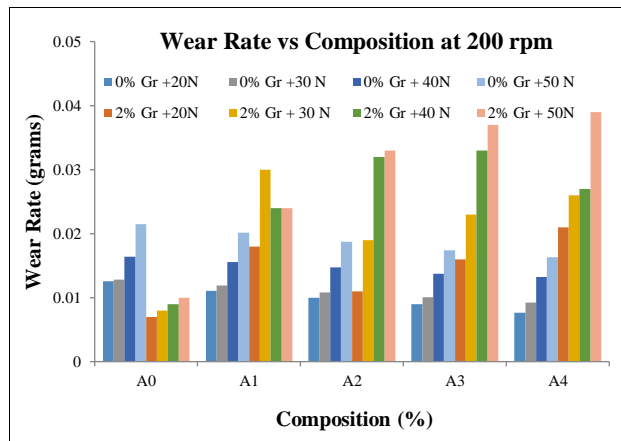


Figure 6. Effect of applied load on wear rate for different wt. % of reinforcement and 2% graphite at 200 rpm.

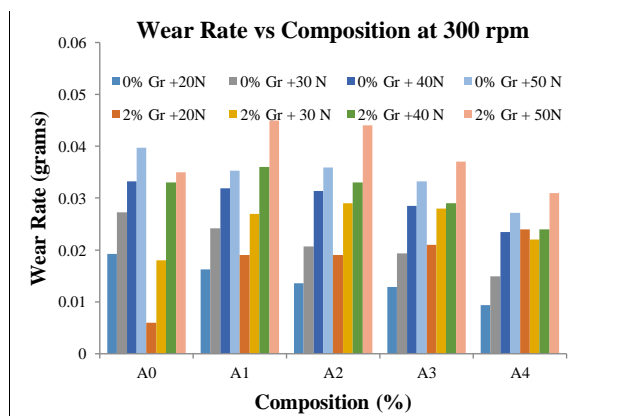


Figure 7. Effect of applied load on wear rate for different wt. % of reinforcement and 2% graphite at 300 rpm

Figure 7, 8 and 9 shows the effect of wear rate for different compositions of zirconium silicate for different speeds (300rpm, 400 rpm and 500 rpm). Similar trends were obtained for wear rate for all compositions of zirconium silicate at higher speed. As the speed increases the wear rate also increases for all composition of zirconium silicate along with base material composite. This is because good interfacial bonding of reinforcement with the matrix and higher hardness as possessed by composite a results better wear behavior is observed. From the wear rate study we can conclude that 12% reinforcement of zirconium silicate to the base metal will improve the wear resistance properties. Similar trends were obtained for A0 matrix composite. But as the speed and percentage of zirconium silicate increases the wear rate will decreases and it is minimum for 12%ZrSiO₄+2% Gr. As the speed increases addition of graphite will develop a continuous layer of solid

lubricant which is formed on the tribosurface. This phenomenon occurs as a result of shearing of graphite particles which are located underneath the sliding surface of the composites which helps in reducing the magnitude of shear stress and inhibits metal to metal contact and acts as solid lubricant between two sliding surfaces. Hence reduction in the friction, wear and improves seizure resistance of composites [13].

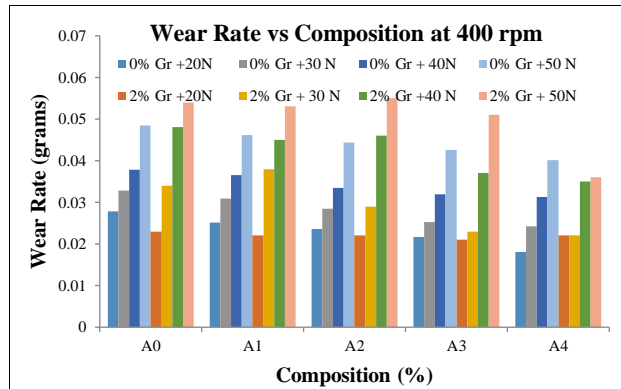


Figure 8. Effect of applied load on wear rate for different wt. % of reinforcement and 2% graphite at 400 rpm.

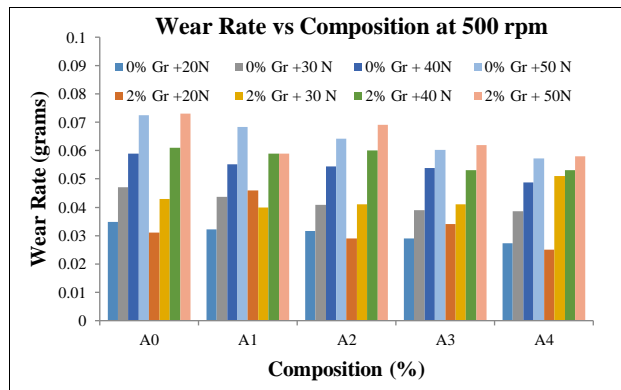


Figure 9. Effect of applied load on wear rate for different wt. % of reinforcement and 2% graphite at 500 rpm.

Effect of Hardness

Hardness test has been conducted on each specimen using a load of 250 kg and a ball indenter of diameter 5 mm. The diameter of the impression made by indenter has been measured by Tool maker microscope. The corresponding values of hardness (BHN) were calculated from the standard formula. In the Brinell hardness test, a hardened ball indenter is forced into the surface of the metal to be tested. The standard loads are maintained as a constant for 5-10 seconds. Figure 10 shows the values of hardness for different compositions of zirconium silicate. It can be seen from the result, as the percentage of reinforcement increases the value of hardness decreases till 6% thereafter slightly increases. Since the base material is having 17% of silicon particles which is having higher hardness value. Hence any addition of reinforcement will lead into the decreased value of hardness. After 6% of reinforcement there is a tendency of increase in the hardness. But addition of 2% graphite to base AMC and AMC with zirconium silicate will improve the hardness. Maximum of 40% increase in the hardness value got for $AlSiC+6\%ZrSiO_4+2\%Gr$. Finally we can conclude that $6\%ZrSiO_4+2\%Gr$ of reinforcement have better wear and hardness properties.

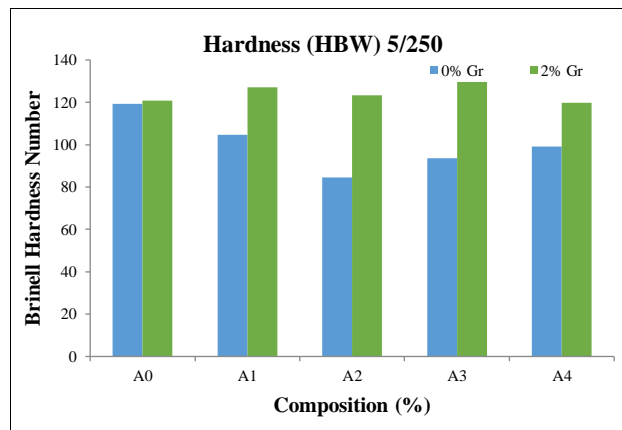


Figure 10. Effect of Brinell hardness number for different wt. % of reinforcement and 2% graphite

CONCLUSION

Experiments are conducted on different percentage of zirconium silicate as reinforcement to the Al-17-Si and it is compared with 2% of graphite with different percentage of zirconium silicate as reinforcement to the Al-17-Si composites to study the mechanical and wear properties. From the research following conclusion can be made.

- As the percentage of $ZrSiO_4$ reinforcement increases wear rate decreases at all load conditions when compared to the base material. Also with addition of 2% graphite also wear rate increases. From the result it can be seen that 12% $ZrSiO_4$ +2%Gr of reinforcement will have better wear resistance properties compared to all other percentage of reinforcement.
- As the speed increases it is found that wear resistance decreases with addition of graphite. From the result it can be concluded that 12% $ZrSiO_4$ +2%Gr of reinforcement at 500rpm will have better wear resistance properties
- Brinell hardness result shown that 6% $ZrSiO_4$ +2%Gr reinforcement will give the better hardness property when compared to other percentage of reinforcement.

From research work it can be concluded that 6% $ZrSiO_4$ +2%Gr as a hybrid reinforcement to the Al-17-Si composite will have the better mechanical and wear properties

REFERENCES

- [1] SureshaR and Prasanna Kumar BK. Investigation of Tribological Behavior and Its Relation with Processing and Microstructures of Al6061 Metal Matrix Composites. *International Journal of Research in Engineering and Technology*.2013;1(2);91-102.
- [2] Hemanth Raju T,Ramamurthy VS, Ramesh BT&Udaya Shankar S. Mechanical Characterization of Al 6061-Zircon Particulate Composites. *International Research Journal of Engineering and Technology*. 2017;4(7);127-130.
- [3] Shubhranshu Bansal and SainiJS. Mechanical and wear properties of SiC/Graphite reinforced Al359 alloy-based metal matrix composites. *Defence Science Journal*.2015;65(4);330-338.
- [4] Veeresh KumarGB, RaoCSP, SelvarajNand Bhagyashekar MS. Studies on Al6061-SiC and Al6061-Al₂O₃ Metal Matrix Composites. *Journal of Minerals & Materials Characterization & Engineering*.2010;9;43-45.
- [5] Karthikeyan A and NallusamyS. Investigation on Mechanical Properties and Wear Behaviour of Al-Si-SiC-Graphite Composites using SEM and EDAX. *IOP Conf. Series: Material Science and Engineering*.2017;225; DOI: 10.1088/1757-899X/225/1/012281.
- [6] SureshaS and SridharaBK. Wear characteristics of hybrid aluminum matrix composites reinforced with graphite and silicon carbide particulates. *Composites science and technology*. 2010;70;1652-1659.
- [7] Garcia-CordovillaC,NarcisoJ and LouisE. Abrasive wear resistance of aluminium alloy/ceramic particulate composites. *Wear*. 1996;192;170-177.
- [8] DasS, MondalDP, SawlaS and DixitS. High stress abrasive wear mechanism of LM13-SiC composite under varying experimental conditions.*Metall Mater Trans*.2002;33A;3031-3044.
- [9] SahinY and AcilarM. Production and properties of SiCp-reinforced aluminium alloy composites. *Composites*.2003;34A;709-718.
- [10] KrishnamurthyL. Machinability studies on metal matrix hybrid composites. PhD thesis, Kuvempu University. Karnataka. India. 2009.

- [11] ShinCS and HuangJC. Effect of temper, Specimen orientation and test temperature on the tensile and fatigue properties of SiC particles reinforced PM 6061 Al Alloy. *Fatigue*.2010;32(10);1573-1581.
- [12] BansalS and SainiJS. Mechanical and wear properties of SiC/Graphite reinforced Al359 alloy-based metal matrix composites.2015;65(4);330-338.
- [13] BaradeswaranA and ElayaPerumalA. Wear and mechanical characteristics of AL7075/graphite composites. *Composites: Part B*.2014;56;472-476